

Commercial Lighting Systems Ltd

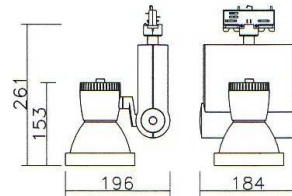
Surface & Track Mounted Spotlight



A new range of high quality spotlights designed around the latest high efficiency electronic control gear & lamp packages. Main housing and lamp head manufactured from die-cast aluminium with high purity aluminium reflector system and toughened safety glass as standard. Available either with 3-circuit adaptor for use with Sovereign® track or alternatively with standard ceiling plate. Lamp head has tilt adjustment which, together with rotational adjustment on gear housing, allows maximum flexibility. Standard finish silver (RAL9006) with other colours available to order. State narrow, medium or wide beam when ordering.

Cat.No. Description

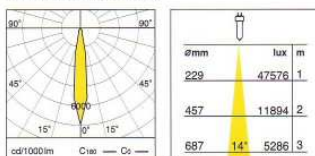
With Track Adaptor	Lamp Type & Cap	Wattage
DDC-62710/TR/035	CDM-T G12	35W
DDC-62710/TR/070	CDM-T G12	70W
DDC-62712/TR/100	QT-12 GY6.35	50-100W
DDC-62714/TR/100	PAR30 E27	75-100W



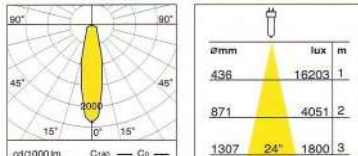
With Ceiling Plate

DDC-62710/CP/035	CDM-T G12	35W
DDC-62710/CP/070	CDM-T G12	70W
DDC-62712/CP/100	QT-12 GY6.35	50-100W
DDC-62714/CP/100	PAR30 E27	75-100W

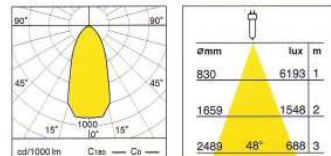
• CDM-T 70W (Narrow)



• CDM-T 70W (Medium)



• CDM-T 70W (Wide)



We reserve the right to amend specifications without notice.

Commercial Lighting Systems Ltd

Units 16/17 Chandlers Way, Swanwick, Southampton SO31 1FQ

Tel: +44 (0)1489 581002 Fax: +44 (0)1489 576262

Email: sales@commercial-lighting.co.uk

Website: www.commercial-lighting.co.uk