

Low Energy

# UPDATE 9



**Commercial Lighting Systems Ltd have worked closely with David Atkinson at David Atkinson Lighting Design (DALD) in supplying specialist lighting for the new Dove Spa outlets.**

David's design brief was to supply a series of Trimless 2 x 54w T5 units with each lamp individually controlled to create warm or a cool colour temperature, these units were positioned in the main reception and individual treatment rooms. Accent lighting utilised Trimless 1x20W MR16 CMH square downlights; again these units were installed in the main reception and retail area. A custom LED shelf lighting system was designed to accent the retail merchandise display. Commercial Lighting Systems Ltd also supplied a combination of uplighters and MR16 Low voltage down lights for the main corridors.

*Lighting Design by David Atkinson Lighting Design  
Architectural and Interior Design: Drinkall Dean Associates  
Main Contractor and Shopfitter: Woodteam Limited*

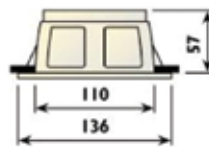


# NEW PRODUCTS

As specialists in the manufacture & supply of energy efficient lighting products, we take a keen interest in the development of new lamp sources for additional products to include within our Sovereign® range of luminaires.

Following some exciting developments in the availability of new lower wattage, energy saving compact fluorescent & L.E.D. lamps, we are now launching a brand new range of miniature downlights designed to meet the latest requirements for low energy projects. With recessed depths ranging from only 15mm for the 131BA15 version, and minimal heat generation, this excellent new range opens up new opportunities to designers. We have even included a slim surface version for situations where it is preferable to retain the enclosed ceiling system or for solid ceiling applications.

To aid the specification and ordering process, all GX53 versions are supplied complete with 9W compact fluorescent lamp with 13W lamp also available as an option to meet the requirements of Part L Building Regulations.



Cut-Out 120mm

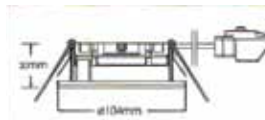


## Sovereign® Recessed GX53 with Facetted Reflector

Cat. No.	Lamp Type	Wattage	Light Output
<b>131BA17.0500</b>	<b>GX53 CFL</b>	<b>9/13W</b>	<b>260/520 lm</b>

White finish as standard.

Supplied complete with GX53 9W lamp.



Cut-Out 90mm



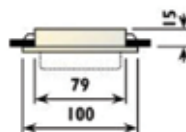
## Sovereign® Recessed Shallow GX53

Cat. No.	Lamp Type	Wattage	Light Output
<b>131BA15.0501</b>	<b>GX53 CFL</b>	<b>9/13W</b>	<b>260/520 lm</b>

White finish as standard.

Supplied complete with GX53 9W lamp.

# NEW PRODUCTS

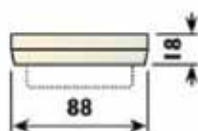


Cut-Out 80mm

## Sovereign® Semi-Recessed GX53

Cat. No.	Lamp Type	Wattage	Light Output
<b>131BA15.0500</b>	<b>GX53 CFL</b>	<b>9/13W</b>	<b>260/520 lm</b>

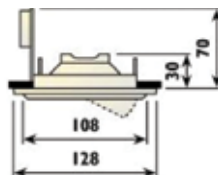
White finish as standard. Supplied complete with GX53 9W lamp.



## Sovereign® Surface Mounted GX53

Cat. No.	Lamp Type	Wattage	Light Output
<b>131BA16.0500</b>	<b>GX53 CFL</b>	<b>9/13W</b>	<b>260/520 lm</b>

White finish as standard. Supplied complete with GX53 9W lamp.



Cut-Out 110mm

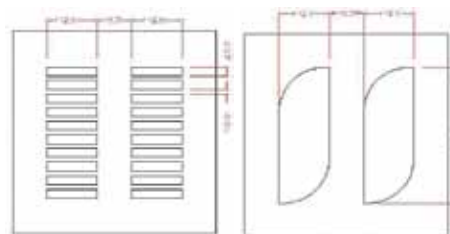
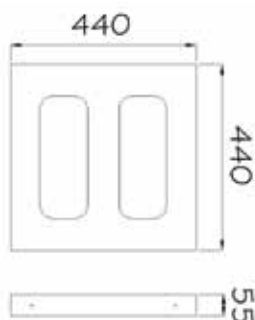
## Sovereign® Adjustable Recessed GU10 CFL

Cat. No.	Lamp Type	Wattage	Light Output
<b>131BA11.0500</b>	<b>GU10 CFL</b>	<b>11W</b>	<b>440 lumens</b>

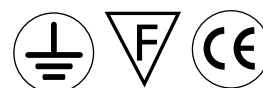
White finish as standard. Supplied complete with GU10 11W lamp.  
Also compatible with GU10 7W & 9W CFL lamps or GU10 L.E.D. module.  
NOT SUITABLE FOR GU10 HALOGEN LAMPS.

# NEW PRODUCTS

A slimline energy efficient surface mounted luminaire of robust design making it suitable for commercial applications such as corridors, stairwells etc. Fitted with HF electronic control gear as standard but may also be specified with HFD dimmable gear and with optional integral 3-hour emergency pack. Twin aperture diffuser panel design as standard but also available with alternative design dependent on quantity.



Alternative Designs




## Sovereign® Slimline Square Wall/Ceiling Electronic

Cat. No.	Lamp Type	Wattage	Light Output
<b>99837.2100</b>	<b>TC-L 2G11</b>	<b>2x24W</b>	<b>4800 lm</b>

Silver finish as standard, other colours to order.

Designed to compliment our existing ranges of wall mounted up/downlights, this high power CFL version is perfect for larger interior projects including churches, community halls etc. Standard version fitted with HF electronic control gear with dimmable option also available. May also be specified with integral 3-hour emergency pack. For exterior versions and alternative designs please refer to our Meyer & ARES catalogues.



## Sovereign® Wall Mounted Up/Downlight CFL

Cat. No.	Lamp Type	Wattage	Light Output
<b>23304.X2</b>	<b>TC-DE G24q-2</b>	<b>4x18W</b>	<b>4800 lm</b>
<b>23305.X2</b>	<b>TC-DE G24q-3</b>	<b>4x26W</b>	<b>7200 lm</b>
<b>23306.X2</b>	<b>TC-TE GX24q-3</b>	<b>4x32W</b>	<b>9600 lm</b>
<b>23307.X2</b>	<b>TC-TE GX24q-4</b>	<b>4x42W</b>	<b>12800 lm</b>

Silver finish as standard, other colours to order.

# NEW L.E.D. PRODUCT RANGE .....

Wellness Clinic – Photo courtesy of DGA Srl.



Commercial Lighting Systems Ltd are delighted to announce we have been appointed Sole UK Distributor for Italian specialist L.E.D. fitting manufacturer DGA S.r.l., further strengthening our position as one of the leading providers of high quality, energy efficient lighting products for the commercial market.

A full 280 page catalogue is available covering the comprehensive range of both interior and exterior products utilising the very latest in L.E.D. technology. Coupled with our in-house production facilities and technical expertise, this enables us to provide products to suit clients' precise specifications.



# PROJECTS



Commercial Lighting were delighted when Scottish distributor Trilight approached them to assist in the design for the exterior lighting at Nielstra's prestigious Nova Technology Park. The brief from Nielstra was that all fittings must be of the highest quality to compliment the project, with performance and energy efficiency also key requirements. Meyer Fluxa floodlights were grouped on lighting columns throughout the vehicular areas and buried uplighters were used to enhance the architectural features of the buildings.




Just one of numerous prestigious car showrooms completed in recent years using a wide range of products including many bespoke luminaires including large multi-gimbal pendants utilising 150W CDM-T ceramic metal halide lamps. A number of square recessed compact fluorescent luminaires were used throughout the office areas fitted with a range of reflector options including wall wash versions.

**COMMERCIAL LIGHTING SYSTEMS LTD**

Tel: +44 (0)1489 581002

Fax: +44 (0)1489 576262

E: [sales@commercial-lighting.co.uk](mailto:sales@commercial-lighting.co.uk)



**ares**

Lighting Services Inc

